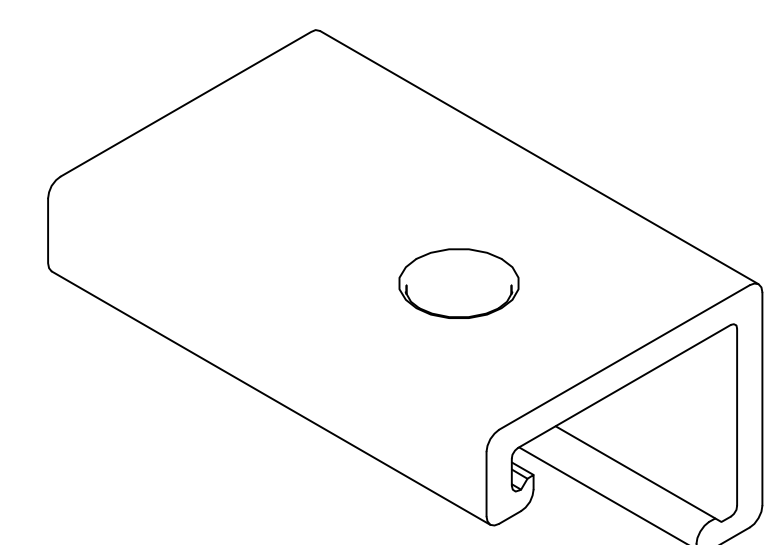
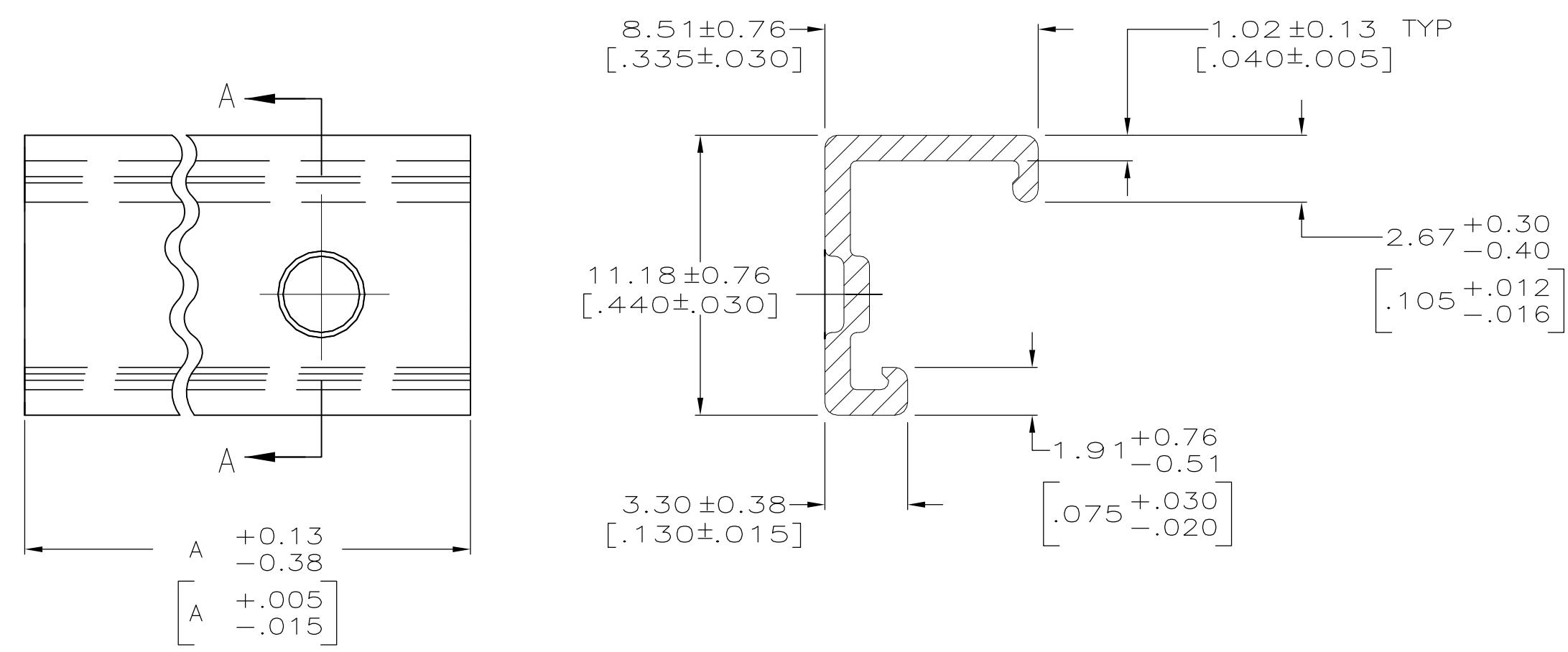


THIS DRAWING IS UNPUBLISHED. RELEASED FOR PUBLICATION
 © COPYRIGHT - By - ALL RIGHTS RESERVED.

LOC	DIST	REVISIONS			
P	LTR	DESCRIPTION	DATE	OWN	APVD
CM	54	L2	REVISED PER ECO-11-016260	11AUG11	JR SM

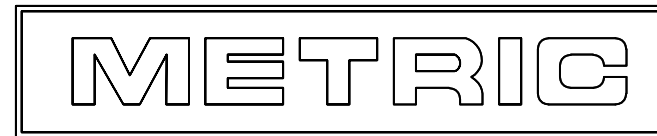
1. DIMENSIONS IN BRACKETS ARE IN INCHES.



3-DIMENSIONAL MODEL NTS

24	CIRCUIT ASSY	95.10	[3.744]	2-640551-4
23	CIRCUIT ASSY	91.14	[3.588]	2-640551-3
22	CIRCUIT ASSY	87.17	[3.432]	2-640551-2
21	CIRCUIT ASSY	83.21	[3.276]	2-640551-1
20	CIRCUIT ASSY	79.25	[3.120]	2-640551-0
19	CIRCUIT ASSY	75.29	[2.964]	1-640551-9
18	CIRCUIT ASSY	71.32	[2.808]	1-640551-8
17	CIRCUIT ASSY	67.36	[2.652]	1-640551-7
16	CIRCUIT ASSY	63.40	[2.496]	1-640551-6
15	CIRCUIT ASSY	59.44	[2.340]	1-640551-5
14	CIRCUIT ASSY	55.47	[2.184]	1-640551-4
13	CIRCUIT ASSY	51.51	[2.028]	1-640551-3
12	CIRCUIT ASSY	47.55	[1.872]	1-640551-2
11	CIRCUIT ASSY	43.59	[1.716]	1-640551-1
10	CIRCUIT ASSY	39.62	[1.560]	1-640551-0
9	CIRCUIT ASSY	35.66	[1.404]	640551-9
8	CIRCUIT ASSY	31.70	[1.248]	640551-8
7	CIRCUIT ASSY	27.74	[1.092]	640551-7
6	CIRCUIT ASSY	23.77	[.936]	640551-6
5	CIRCUIT ASSY	19.81	[.780]	640551-5
4	CIRCUIT ASSY	15.85	[.624]	640551-4
3	CIRCUIT ASSY	11.89	[.468]	640551-3
2	CIRCUIT ASSY	7.92	[.312]	640551-2

USED ON MTA 156 CONNECTOR ASSEMBLY AS LISTED



THIS DRAWING IS A CONTROLLED DOCUMENT.		DWN	T BECK	4-9-91	STE TE Connectivity																												
		CHK		4-9-91																													
DIMENSIONS: MM [INCHES]		TOLERANCES UNLESS OTHERWISE SPECIFIED:		APVD	4-10-91																												
<table border="0"> <tr><td>0</td><td>PLC</td><td>±</td><td>-</td></tr> <tr><td>1</td><td>PLC</td><td>±</td><td>-</td></tr> <tr><td>2</td><td>PLC</td><td>±</td><td>-</td></tr> <tr><td>3</td><td>PLC</td><td>±</td><td>-</td></tr> <tr><td>4</td><td>PLC</td><td>±</td><td>-</td></tr> <tr><td colspan="2">ANGLES</td><td>±</td><td>-</td></tr> <tr><td colspan="2">FINISH</td><td>-</td><td>-</td></tr> </table>		0	PLC	±	-	1	PLC	±	-	2	PLC	±	-	3	PLC	±	-	4	PLC	±	-	ANGLES		±	-	FINISH		-	-	PRODUCT SPEC		NAME	
0	PLC	±	-																														
1	PLC	±	-																														
2	PLC	±	-																														
3	PLC	±	-																														
4	PLC	±	-																														
ANGLES		±	-																														
FINISH		-	-																														
MATERIAL: POLYESTER, UL 94V-0 NATURAL		APPLICATION SPEC		COVER, MTA 156																													
		WEIGHT		SIZE																													
		CUSTOMER DRAWING		A2 00779 C-640551																													
		SCALE		RESTRICTED TO																													
		5:1		-																													
		SHEET		DRAWING NO																													
		1 OF 1		A2 00779 C-640551																													
		REV		L2																													